



線上簽證申請表 DS-160

非移民簽證申請程序

美國在台協會

* 非移民簽證申請表 DS-160

DS-160 申請表取代：

~DS-156 表格

~DS-157 表格

~DS-158 表格

* 申請的方式：

網路連線”電子簽證申請中心”填寫 DS-160 表格

簡化程序 提高效率

☆ 加速簽證申請程序

☆ 簽證申請過程更加環保

請注意：線上申請仍然需要通過簽證官員的面談

* 申請步驟：

(1) 登入網址 <http://ceac.state.gov/genniv>

(2) 線上填入申請資料

(3) 確認填寫資料正確

(4) 上傳數位相片

(5) 電子簽名

(6) 列印確認頁(彩色黑白皆可)

(7) 預約面談(源訊科技公司預約系統)

(8) 劃撥申請費用(郵局劃撥)

(9) 美國在臺協會面談

* 申請步驟說明：

(1) 登入網址 <http://ceac.state.gov/genniv>

U.S. DEPARTMENT of STATE
CONSULAR ELECTRONIC APPLICATION CENTER

Select Toolkit Language English

Nonimmigrant Visa Application

(117)

Instructions

Welcome to the Consular Electronic Application Center Instructions page. This online Nonimmigrant Visa Application can be completed in order to assist you in expediting the visa application process.

What you need:

- Your Internet browser must support 128-bit encryption and must have javascript enabled.
- The minimum version of Internet Explorer (Windows) that this site supports is version 5.0 service pack 2 or higher.
- The minimum version of Netscape that this site supports is version 6.2 or higher.

Note: The time to download each page may vary depending on the speed of your Internet connection. Please be patient.

Instructions for completing the online Nonimmigrant Visa Application:

- Enter the information requested into the appropriate spaces in each window. Please answer all questions. Your answers must be in English and must use English characters, except when you are asked to provide your full name in your native alphabet. Letters like ñ, á, ü, ç are not recognized by the system. Please enter names like Muñoz and Sémonin as Munoz and Semonin, unless otherwise asked.
- Review the information you entered for accuracy.
- Print the confirmation page.
- Bring the confirmation page with you at all steps during the visa application process.

Notice 22 C.F.R. 641.103 requires an applicant to sign and submit his or her own Nonimmigrant Visa Application unless otherwise exempt. Although the applicant may receive assistance from a third party in preparing the application, the applicant is required to click the "Sign Application" button at the end of the application. The applicant's failure to sign the application may result in a termination of the application.

Start Application

This site is managed by the Bureau of Consular Affairs, U.S. Department of State. External links to other Internet sites should not be construed as an endorsement of the views contained therein.
[Consular Information](#) | [Disclaimers](#) | [Feedback/Request a Page](#)

選擇您的語言

點選“開始申請”

※ 選擇申請簽證的地點

Begin/Resume Application Process

Step 1) Select the location where you will be submitting your application:

Location
- SELECT ONE -

Step 2) Select from one of the following options:

Option A - Start a New Online Application

Click the button below to begin the online application:

Start a New Application

Option B - Upload a Previously Saved Application

Click the button below to continue completing an existing application or to start a new one using previously saved data:

Upload a Previous Application

選擇您所在國家

開始填寫申請表

2)線上填入申請資料

※請用英文回答所有問題

Personal Information 1

OMB CONTROL NUMBER: 1405-0182
FORM NUMBER: DS-160
EXPIRATION DATE: 07/31/2011
ESTIMATED BURDEN: 75 MIN

依據護照填寫姓名、別名、
出生日期、性別、護照號碼

NOTE: Data on this page must match the information as it is written in your passport.

Surnames

(e.g., FERNANDEZ GARCIA)

Help: Surnames

Enter all surnames as listed in your passport. If only one name is listed in your passport, enter that Surname.

Given Names

(e.g., JUAN MIGUEL)

Help: Given Names

If your passport does not include a given name, please enter 'FNU' in Given Names.

Full Name in Native Alphabet

Does Not Apply

DS-160 表格唯一可以輸入
非英文字的項目問題

Q: Have you ever used other names (i.e., maiden, religious, professional, alias, etc.)?

A: Yes No

Help: Other Names

Other names used include your maiden name, religious name, professional name, or any other names which are known by or have been known by in the past.

※注意簽證類型

選 **YES**

Q: Are you the principal applicant?

A: Yes No

Answer the additional question:

Purpose of Trip to U.S. ⓘ

- SELECT ONE -

- SELECT ONE -

BUSINESS/CONFERENCE VISITOR (B1)

TOURIST/PERSONAL TRAVEL VISITOR (B2)

BUSINESS/PERSONAL TRAVEL (B1, B2)

BORDER CROSSING CARD/LASER VISA (BCC)

STUDENT/EXCHANGE VISA (F, J, M, Q)

OTHER

B-1/ B-2 申請人
都是主要申請人

選 **NO**

Q: Are you the principal applicant?

A: Yes No

Answer the additional question:

Surnames of Principal Applicant

Given Names of Principal Applicant

Principal Applicant's Purpose of Trip to U.S. ⓘ

- SELECT ONE -

- SELECT ONE -

STUDENT/EXCHANGE VISA (F, J, M, Q)

OTHER

若選擇錯誤，將出現錯誤
的問題(動態表格)

※請詳細填寫

學歷、經歷若填寫不完整，申請人將不能進行面談

只有在確實的情況下才可填寫”不知道”或”不適用”

Monthly Salary in Local Currency (if employed) Does Not Apply

Briefly describe your duties:

申請人必須填寫薪資

請詳細填寫工作經歷，
若以退休，請說明之前
的職務與薪水/收入

Q: Were you previously employed?
A: Yes No

Employer/Employment Information:

Employer Name

Employer Street Address (Line 1)

Employer Street Address (Line 2) *Optional

City

State/Province Does Not Apply

Postal Zone/ZIP Code Does Not Apply

Country

Telephone Number

(3)請確定資料正確

Q: Have you ever been issued a U.S. Visa?
A: Yes No

Previous U.S. Visas

Date Last Visa Was Issued
[] [] []
(Format: DD-MMM-YYYY)

Visa Number
[] Do Not Know

提供會取得美國簽證的
資料(包括拒簽紀錄)
可加速申請程序

簽證號碼為紅色 8 位數

※回到前一頁

請勿使用網路的“上一頁”，
會導致跳出系統必須全部重填

Nonimmigrant Visa - Personal Information 2 - Windows Internet Explorer

https://ceac.state.gov/GENNIV/General/complete/complete_personalcont.aspx?node=Personal2

U.S. DEPARTMENT of STATE
CONSULAR ELECTRONIC APPLICATION CENTER

Nonimmigrant Visa Application

Personal Information 2

Nationality
- SELECT ONE -

Q: Do you hold or have you held a nationality other than the one you have indicated above?
A: Yes No

Help: Nationality
The name of the country should be the name that is currently in use for the place where you were born.

National Identification Number
[] [] [] [] Does Not Apply

Help: Identification Numbers
If you do not have a National Identification Number, U.S. Social Security Number, or U.S. Taxpayer ID Number, then check 'Does Not Apply'.

U.S. Social Security Number
[] - [] - [] Does Not Apply

U.S. Taxpayer ID Number
[] [] [] [] [] [] Does Not Apply

Back: Personal 1 Save Next: Address and Phone

使用 DS-160 的
“回到上一頁”按鍵

※儲存您的申請資料

△填寫表格過程中，請將資料儲存於個人資料夾

△若填寫中斷 15 分鐘，您將會收到警告提示

△若填寫中斷 20 分鐘，為了保護您的隱私，之前填好的資料會被刪除。

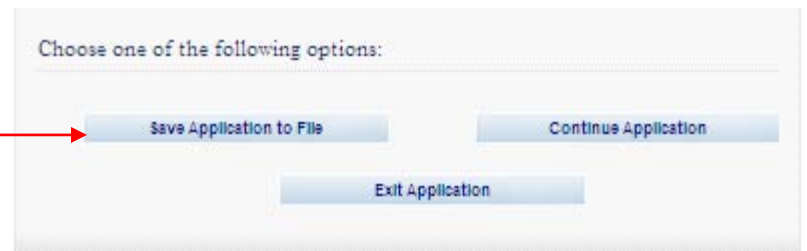
若資料未儲存，您必須從頭開始，重複整個過程。

△不斷儲存資料的動作非常重要，可節省修改時間。



1. 點選位於表格下方的”儲存”按鍵

2. 點選”儲存申請表到資料夾”



3. 將資料儲存於您的個人資料夾內

A screenshot of a 'Nonimmigrant Visa Application' page showing a 'Save Confirmation' message. The message states: 'You have temporarily saved your application. Please save your application permanently to a file if you plan on being away from the online application for more than 20 minutes.' Below the message are three buttons: 'Save Application to File', 'Continue Application', and 'Exit Application'. Overlaid on the right side of the page is a '檔案下載' (File Download) dialog box. The dialog box asks: '是否要開啓或儲存這個檔案?' (Do you want to open or save this file?). It shows file details: '名稱: CEACAA000AA8PX.dat', '類型: KMP - MPEG Movie File, 1.75KB', and '從: ceac.state.gov'. There are three buttons: '開啓舊檔 (O)', '儲存 (S)', and '取消'. A red arrow points from the '儲存 (S)' button in the dialog box up to the 'Save' button in the navigation bar of the background page. At the bottom of the dialog box, there is a warning icon and text: '雖然來自網際網路的檔案可能是有用的，但是某些檔案有可能會傷害您的電腦。如果您不信任其來源，請不要開啓或儲存這個檔案。有什麼樣的風險?' (Although files from the Internet may be useful, some files may harm your computer. If you do not trust the source, do not open or save this file. What are the risks?).

※上傳已儲存的申請表

“開始填寫申請表”

Step 2) Select from one of the following options:

Option A - Start a New Online Application

Click the button below to begin the online application:

Start a New Application

Option B - Upload a Previously Saved Application

Click the button below to continue completing an existing application or to start a new one using previously saved data:

Upload a Previous Application

“上傳已儲存的申請表”

※避免常見的錯誤

- ~若非本人填寫申請表，請特別註明
- ~詳細列出新、舊姓名、別名及其拼音
- ~詳述職務名稱(勿用：職員、商人、教師)；請使用：財務經理、行銷副總、歷史老師等名稱
- ~若月收入不固定，請提供年薪
- ~提供具體的行程表
- ~務必填寫“同行人員”(Persons Traveling with You)
- ~表格內輸入任何非英語的文字都會顯示為亂碼
- ~表格中唯一可以輸入中文的是(Full Name in Native Alphabet)
- ~護照加頁需填寫“護照加頁冊號碼”(Passport book number)
- ~列出最近五次訪美的資料，而非最近一次訪美的資料
- ~列出最近五年內曾訪問過的國家
- ~請根據記憶及相關紀錄，並使用舊護照核對旅行紀錄
- ~提供父母(包括已過世父母)的資料
- ~提供配偶(包括離婚/過世配偶)的資料
- ~提供學歷的詳細資料(包括國中、高中、大學)
- ~大學以上學歷請註明主修科目與專業領域
(如：英國文學系學士、企業管理碩士、分子生物學博士)
- ~每次申請都需提供最近 6 個月內拍攝的照片

請誠實回答所有的問題，否則將被拒簽並可能導致終生無法獲得美國簽證

(4)上傳數位相片

The screenshot shows the top navigation bar with the U.S. Department of State logo and the text 'U.S. DEPARTMENT of STATE CONSULAR ELECTRONIC APPLICATION CENTER'. There are links for 'Contact Us' and 'Help', and a language dropdown menu set to 'Español (Spanish)'. Below the navigation bar is a progress bar with four steps: 'COMPLETE', 'PHOTO', 'REVIEW', and 'SIGN'. The 'PHOTO' step is currently active. The main content area is titled 'Nonimmigrant Visa Application' and 'Upload Photo'. It contains a text box with instructions: 'Click on the Upload Your Photo button below to access our photo submission system. Once there you will be given instructions on how to supply an approved photo for your Visa application. After you have selected the photo to upload and the system verifies the photo is acceptable, you will return to "Confirm Photo" to continue the application process.' Below the text is a blue button labeled 'Upload Your Photo' with a small icon of a photo being uploaded. A red arrow points from the Chinese text '點選上傳照片' to this button.

※選擇即將上傳的照片(六個月內所拍攝之大頭照)

The screenshot shows the 'Selected Photo' step. It features a large gray silhouette of a person's head and shoulders with the text 'No Photo Uploaded' in the center. Below the silhouette is a text input field labeled 'Photo:' and a button labeled '瀏覽...' (Browse...). A red arrow points from the Chinese text '選擇即將上傳之照片' to the '瀏覽...' button. At the bottom of the page, there are two navigation buttons: 'Back: Cancel' and 'Next: Upload Selected Photo'.

※上傳後選擇照片



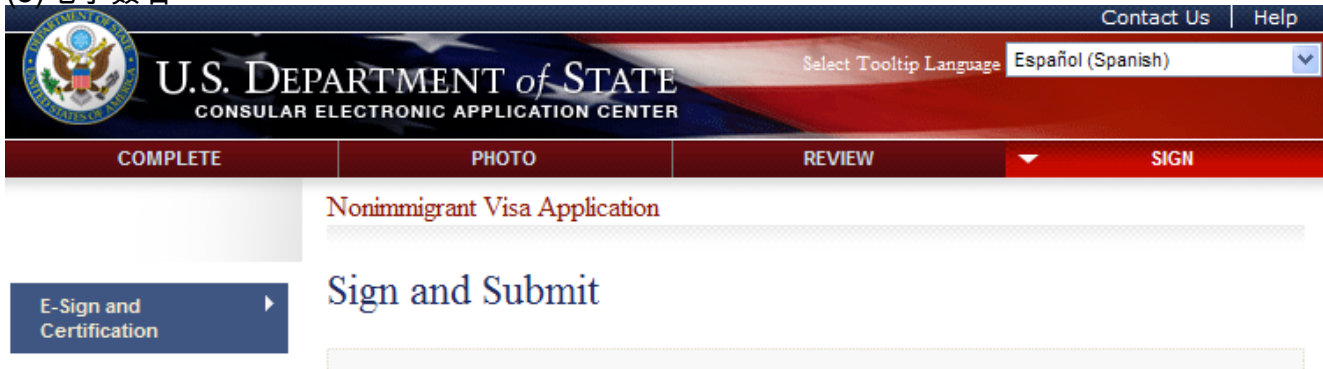
◀ Back: Select a Different Photo

Next: Continue Using This Photo ▶

選取其他照片

繼續使用本張照片

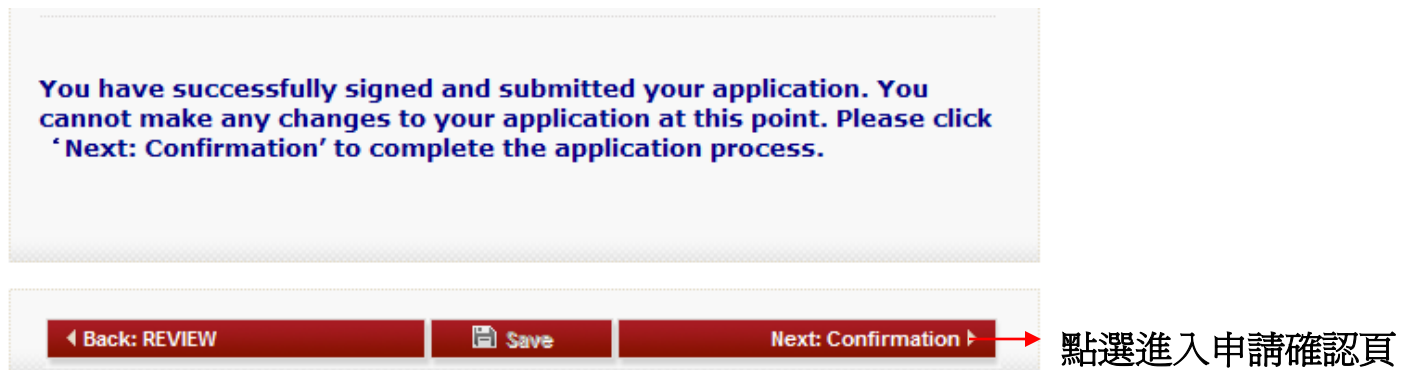
(5)電子簽名



※填妥基本資料



※完成簽名時所顯示的畫面



(6)列印確認業(彩色黑白皆可)

申請確認頁

U.S. DEPARTMENT of STATE
CONSULAR ELECTRONIC APPLICATION CENTER

Nonimmigrant Visa Application

Confirmación

Debe mantener con usted esta página de confirmación y el/los siguiente(s) documento(s) durante todo el tiempo que dure el trámite:

Pasaporte; Prueba de registro y pago de la SEVIS; Formulario DS-3019; Formulario DS-7002 para quienes se encuentran en capacitación o como médico residente.

El código de barras debe verse claramente y ser legible en la página impresa. Puede también imprimir la solicitud en su totalidad para mantenerla en sus registros. Si en este momento no tiene acceso a una impresora, seleccione la opción que le permita enviar su página de confirmación vía correo electrónico.

Siempre consulte en contacto con su oficina consular de manera directa para obtener información sobre como continuar con el proceso de solicitud de visa. Tome en cuenta que se le pedirá prueba de haber pagado la tarifa correspondiente a su trámite de visa. También podrá proporcionar documentos adicionales que crea usted le servirán como apoyo durante la entrevista. No enviar la solicitud en su totalidad.

Algunas oficinas consulares cuentan con procedimientos especiales para aquellos solicitantes que puedan no requerir una entrevista para el trámite de la visa; usted puede encontrar información pertinente a dicho proceso visitando la página web de la oficina consular.

Es posible que existan otras tarifas asociadas al proceso de solicitud de visa. Le pedimos revisar [La Tabla de Reciprocidad de su país](#). Para conocer otros pagos que tenga pendientes.

Si tiene más preguntas al respecto o si requiere saber como ponerse en contacto con su oficina consular favor de ir a <http://bogota.usembassy.gov/visas.htm> o <http://travel.state.gov>.

Esto confirma la entrega/envío de la solicitud para el trámite de visas de no inmigrantes:

Nombre proporcionado:	LIU, YUCHA
Nacionalidad:	TAIWAN
Número de pasaporte:	202599745
Solicitud terminada el día:	25 abril 2010
Número de confirmación:	A000A617L

Lugar seleccionado:
U.S. Embassy - Bogotá
Carrera 45, No. 24-27
Bogotá, Colombia

Print Confirmation Print Application Email Confirmation

ESTA NO ES UNA VISA. Version 01.00.052

需以此條碼預約面談，
列印之申請確認頁條碼
需標示清楚

(7)預約面談(源訊科技公司預約系統)

面談應攜帶的資料：

- ~申請確認頁
- ~簽證申請費與簽證預約費收據
- ~六個月內拍攝的照片一張(5cm x 5cm)
- ~新、舊護照
- ~各項證明文件與輔助資料

(8)劃撥申請費用(郵局劃撥)

(9)美國在臺協會面談

參考網站

- ◎ DS-160 非移民簽證線上申請表 <http://ceac.state.gov/genniv>
- ◎ 美國國務院網站 <http://travel.state.gov>
- ◎ 美國在台協會 <http://www.ait.org.tw/zh/>
- ◎ AIT非移民簽證諮詢信箱 visaniv-ait@state.gov
- ◎ 源訊科技公司預約系統 <http://www.visaagent.com.tw/>